
































































## 14 100m Breaststroke Women Heat

Official

Rank	Competitor	Age	Club	RT	PTS	Result	
1	 Zyleika Pratt-Sr 50m: 32.28 100m: 1:09.70 (37.42)	22		0.73		<b>1:09.70</b> Entry: 1:09.04 <b>+0.66</b>	QA
2	 Brearna Crawfo 50m: 32.39 100m: 1:09.86 (37.47)	23		0.66		<b>1:09.86</b> Entry: 1:08.54 <b>+1.32</b>	QA
3	 Alex McIntosh 50m: 34.41 100m: 1:13.19 (38.78)	17		0.69		<b>1:13.19</b> Entry: 1:11.09 <b>+2.10</b>	QA
4	 April Lin 50m: 34.83 100m: 1:13.73 (38.90)	13		0.73		<b>1:13.73</b> 13yrs NZR Entry: 1:14.63 <b>-0.90</b>	QA
5	 Lily McGrath 50m: 36.14 100m: 1:14.15 (38.01)	16		0.74		<b>1:14.15</b> Entry: 1:14.07 <b>+0.08</b>	QA
6	 Grace Jeromso 50m: 34.51 100m: 1:14.27 (39.76)	18		0.70		<b>1:14.27</b> Entry: 1:12.41 <b>+1.86</b>	QA
7	 Alyssa Wangfor 50m: 34.93 100m: 1:15.03 (40.10)	17		0.70		<b>1:15.03</b> Entry: 1:14.97 <b>+0.06</b>	QA
8	 Ava Neems 50m: 34.93 100m: 1:15.40 (40.47)	19		0.73		<b>1:15.40</b> Entry: 1:16.28 <b>-0.88</b>	QA
9	 Jessica Cochra 50m: 35.08 100m: 1:15.92 (40.84)	18		0.69		<b>1:15.92</b> Entry: 1:13.40 <b>+2.52</b>	QB
10	 Paige Franklin 50m: 35.09 100m: 1:15.98 (40.89)	17		0.70		<b>1:15.98</b> Entry: 1:15.04 <b>+0.94</b>	QB
11	 Kiri Lovatt 50m: 35.75 100m: 1:16.44 (40.69)	17		0.79		<b>1:16.44</b> Entry: 1:14.91 <b>+1.53</b>	QB
12	 Kate Hurley 50m: 35.38 100m: 1:16.46 (41.08)	18		0.75		<b>1:16.46</b> Entry: 1:14.05 <b>+2.41</b>	QB
13	 Nicola Lovell 50m: 35.74 100m: 1:17.04 (41.30)	17		0.69		<b>1:17.04</b> Entry: 1:16.27 <b>+0.77</b>	QB

14	 Olivia McBride	17		0.69	<b>1:18.07</b> Entry: 1:21.13 <b>-3.06</b>	QB
	50m: 36.18 100m: 1:18.07 (41.89)					
15	 Imogen Child	14		0.68	<b>1:18.29</b> Entry: 1:18.57 <b>-0.28</b>	QC
	50m: 37.46 100m: 1:18.29 (40.83)					
16	 Olivia Bates	18		0.74	<b>1:18.37</b> Entry: 1:17.27 <b>+1.10</b>	QB
	50m: 37.82 100m: 1:18.37 (40.55)					
17	 Isabelle Blackm	17		0.64	<b>1:18.99</b> Entry: 1:16.88 <b>+2.11</b>	QB
	50m: 35.93 100m: 1:18.99 (43.06)					
18	 India Vaughan	15		0.65	<b>1:19.04</b> Entry: 1:13.18 <b>+5.86</b>	QC
	50m: 35.75 100m: 1:19.04 (43.29)					
19	 Samantha Tilley	15		0.73	<b>1:19.62</b> Entry: 1:19.16 <b>+0.46</b>	QC
	50m: 36.79 100m: 1:19.62 (42.83)					
20	 Nina Rice	16		0.74	<b>1:19.79</b> Entry: 1:18.64 <b>+1.15</b>	QC
	50m: 36.93 100m: 1:19.79 (42.86)					
21	 Suqi Jia	18		0.82	<b>1:20.10</b> Entry: 1:18.83 <b>+1.27</b>	QC
	50m: 35.74 100m: 1:20.10 (44.36)					
22	 Emma Icton	16		0.65	<b>1:20.19</b> Entry: 1:19.30 <b>+0.89</b>	QC
	50m: 37.18 100m: 1:20.19 (43.01)					
23	 Ania Maritz	18		0.73	<b>1:20.33</b> Entry: 1:16.77 <b>+3.56</b>	QC
	50m: 36.46 100m: 1:20.33 (43.87)					
24	 Sophia Neems	16		0.80	<b>1:20.64</b> Entry: 1:19.97 <b>+0.67</b>	QC
	50m: 38.03 100m: 1:20.64 (42.61)					
25	 Jasmin Reader	16		0.67	<b>1:20.83</b> Entry: 1:18.74 <b>+2.09</b>	
	50m: 37.21 100m: 1:20.83 (43.62)					
26	 Annabelle Shiel	15		0.68	<b>1:21.04</b> Entry: 1:20.23 <b>+0.81</b>	
	50m: 37.18 100m: 1:21.04 (43.86)					
27	 Ariana Neems	13		0.76	<b>1:21.34</b> Entry: 1:20.55 <b>+0.79</b>	
	50m: 38.53 100m: 1:21.34 (42.81)					
28	 Lexi Biffin	13		0.68	<b>1:21.57</b> Entry: 1:20.23 <b>+1.34</b>	
	50m: 37.89 100m: 1:21.57 (43.68)					
29	 Elizabeth Warry	16		0.74	<b>1:21.58</b> Entry: 1:21.34 <b>+0.24</b>	

50m: 37.97 100m: 1:21.58 (43.61)

30	 Kaia Henare	17		0.73	<b>1:21.63</b> Entry: 1:19.03 <b>+2.60</b>
	50m: 36.81 100m: 1:21.63 (44.82)				
31	 Elli Kiuru	14		0.79	<b>1:21.81</b> Entry: 1:20.36 <b>+1.45</b>
	50m: 38.18 100m: 1:21.81 (43.63)				
32	 Emma Du	15		0.64	<b>1:22.55</b> Entry: 1:20.04 <b>+2.51</b>
	50m: 38.71 100m: 1:22.55 (43.84)				
33	 Coco Zhu	13		0.71	<b>1:22.83</b> Entry: 1:20.74 <b>+2.09</b>
	50m: 38.54 100m: 1:22.83 (44.29)				
34	 Meila Gwiazdzir	17		0.70	<b>1:24.26</b> Entry: 1:19.08 <b>+5.18</b>
	50m: 39.40 100m: 1:24.26 (44.86)				
35	 Cassie Bray	13		0.76	<b>1:24.47</b> Entry: 1:21.27 <b>+3.20</b>
	50m: 39.54 100m: 1:24.47 (44.93)				
36	 Neave Hills	17		0.75	<b>1:24.50</b> Entry: 1:21.40 <b>+3.10</b>
	50m: 38.43 100m: 1:24.50 (46.07)				
37	 Briana Latu	18		0.80	<b>1:30.37</b> Entry: 1:20.79 <b>+9.58</b>
	50m: 40.16 100m: 1:30.37 (50.21)				